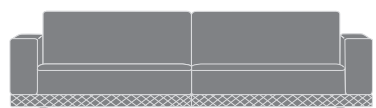
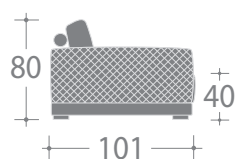


Diamond

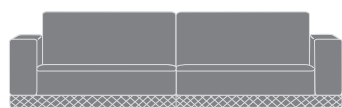
Design EG studio associati

Struttura in faggio, abete e multistrato. Molleggio incrociato con cinghia elastica rinforzata e rivestita. Cuscino seduta in poliuretano espanso indeformabile ad alta densità differenziata ricoperto da trapunta 100% in piuma canalizzata, cuscino schiena 100% piuma canalizzata. Fodere 100% cotone. Piede in legno massello verniciato. Cucitura "Chanel" su alcune parti di bracciolo, base e schiena. Cuscini seduta e schienale sfoderabili.

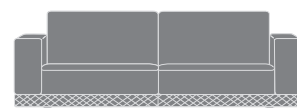
Beech, fir and multilayer wood frame. Intertwined suspension made of reinforced elastic lining webbing. Seat cushion 100% in channeled down duvet over different density non-deforming polyurethane foam, back cushion 100% channeled down. Lining 100% cotton. Varnished solid wood. "Chanel" stitching on some parts of the arm, back and base. Removable slipcover for seat and back cushions.



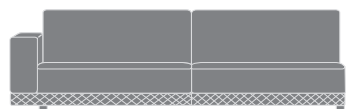
254



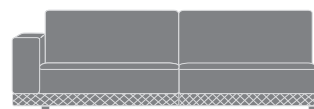
224




194



227



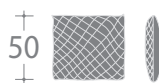
197



152x112



92x92



50
50